



2020 ANNUAL REVIEW

Niagara Falls Bridge Commission





TABLE OF CONTENTS

04	About the NFBC	05	Board of Commissioners
06	Mission and Vision	07	Values
08	Niagara Crossings	13	Year in Review Highlights
14	Scholarship Winners	15	Partnerships
16	Traffic Statistics / Financial Overview	18	Statements of Financial Position

This publication is produced to comply with the reporting requirements of the Niagara Falls Bridge Commission's enabling legislation which states, "An accurate record of the cost of the bridge, its approaches, the expenditures for maintaining, repairing and operating the same, and the daily tolls collected shall be kept and shall be available for the information of all persons interested." The financial data contained herein has been taken from the NFBC's 2020 audited financial statements.



ABOUT THE NFBC

Entering its 83rd year, the Niagara Falls Bridge Commission (NFBC) is the international entity that owns, operates and manages the Lewiston-Queenston, Rainbow and Whirlpool Rapids bridges.

The Commission is a unique, bi-national body. Canada and the United States are equally represented on the NFBC through the bi-national appointment of an eight-member Board of Commissioners. A Joint Resolution of the 1938 United States Congressional Third Session created the framework for the NFBC. In 1939, the Province of Ontario, Canada licensed the NFBC under The Extra Provincial Corporations Act and amended the Highway Improvement Act to authorize the appropriation of land in Ontario for transfer to the NFBC.

Initially established to finance, construct and operate the Rainbow Bridge, the Commission proved efficient and effective at its mission. The Commission's powers and authority were thereafter expanded through amendments to the Joint Resolution in the United States, and by the Rainbow Bridge Amendment Act of 1959 and the Queenston Bridge Act of 1959 in Canada. Together, these enactments empowered the NFBC to assume responsibilities for the Whirlpool Rapids (Lower) and Lewiston-Queenston Bridges.

Today, in addition to owning and operating three international bridges, the NFBC builds and maintains facilities for Customs and Immigration functions on both sides of the international border. The NFBC is self-supportive, largely through user fees (tolls) and private-sector tenant leases. NFBC is authorized to conduct international commercial financial transactions and empowered to issue tax-exempt bonds in the United States.

The Commission strongly encourages the continued growth of trade and tourism between Canada and the United States through enhancements and investments to ensure the safest and most efficient flow of goods, services and people over the three international crossings under its auspices.

2020 BOARD OF COMMISSIONERS



Kenneth N. Bieger
CHIEF EXECUTIVE OFFICER


The Commission's eight-member board consists of four Canadian and four American representatives. The American Commissioners serve at the pleasure of the Governor of the State of New York, and the Canadian Commissioners serve at the pleasure of the Premier of the Province of Ontario. All officers hold respective office for one year, until the next Annual Meeting. During 2020 NFBC had one vacancy.



Michael J. Goodale
CHAIR



Kathleen L. Neville
VICE CHAIR



Carmine C. McShane



Francis A. Soda



Barton J. M. Maves



Harry R. Palladino



K. Geoffrey Topping

MISSION

To build, maintain and operate lower Niagara River border crossings, which facilitate the movement of people and goods in a safe, sustainable and efficient manner.

VISION

To be a world class leader in cross-border operations, enhancing the quality of life for our employees, customers and partners.

VALUES

Team Work

We promote mutual respect and the pursuit of a common goal.

Integrity

We take transparent actions that inspire trust and confidence.

Innovation

We are committed to promoting new ideas and embracing technology.

Safety

We are committed to creating an environment focused on the health and wellbeing of our employees, partners and customers.

Sustainability

We are committed to improving the social, economic and environmental health of the organization.

Professionalism

We take pride in our work and pursue excellence.



RAINBOW BRIDGE

2020 in Review

Restoration of the Canadian arch and piers was completed in 2020 at a cost of \$2,363,884. While an electrical engineering consultant was retained to carry out the design for the illumination of the bridge, design was put on hold due to the financial constraints brought about by the pandemic.

History

Built in 1941, just 1,000 feet downriver from the American Falls, the Rainbow Bridge continues to be a major tourism gateway between Canada and the United States, generating tens of millions of dollars of activity on both sides of the border. Offering 18 traffic lanes in New York and 16 in Ontario to facilitate flow of traffic for governmental inspections, the Rainbow Bridge is open 24 hours a day to passenger vehicles and buses. No commercial vehicles are allowed on the Rainbow Bridge. The bridge is 1,450 feet long and sits approximately 200 feet above the Niagara River.



WHIRLPOOL RAPIDS BRIDGE

2020 in Review

In an effort to preserve the life of the bridge deck, NFBC personnel and contractors completed sealant work on the cracks in the road surface of the Whirlpool deck. In addition to the sealing effort that took place in 2020, parking lot restoration work, improved signage and a new coat of paint for the United States Customs Inspection lanes and canopy were completed.

History

The oldest of the three spans under the auspices of the Niagara Falls Bridge Commission, the Whirlpool Rapids Bridge was built in 1897 and was purchased by the Commission in 1959. The two deck steel arch bridge spans 550 feet with a total length of 1069 feet and soars 225 feet above the Niagara Rapids. The upper deck is dedicated for rail crossings, while the lower roadway is dedicated to passenger vehicles only. In addition, the Whirlpool Rapids Bridge is a NEXUS only crossing, providing passenger vehicles enrolled in the NEXUS “trusted traveler” program a quick and easy crossing. NEXUS is a joint program implemented by the Canada Border Services Agency (CBSA) and United States Customs and Border Protection (CBP) designed to expedite the border clearance process for low-risk, pre-approved travelers between the two countries. The Whirlpool Rapids Bridge is open daily from 7 a.m. to 11 p.m.



LEWISTON - QUEENSTON BRIDGE

2020 in Review

The Lewiston Plaza construction continued throughout the pandemic. Phase 2A, including the United States Customs & Border Protection (CBP) Administrative Building and Secondary Canopy, achieved substantial completion, which resulted in CBP moving into the facility in September 2020. The Lewiston-Queenston Bridge being closed to non-essential traffic created the opportunity to combine Phases 2B1 (construction of Primary Inspection Lanes 1 through 4) and 2B2 (Primary Inspection Lanes 5 through 8).

History

Millions of dollars in trade value cross over the Lewiston-Queenston Bridge each hour, representing thousands of jobs for both countries. Built in 1962, the bridge sits 370 feet above the Niagara River and measures 1,600 feet long. The span features five reversible lanes, which allow traffic flows to be configured based on volume. The Lewiston-Queenston Bridge connects United States Interstate 190 with Highway 405 in Canada, making it an optimal crossing for both passenger vehicles and commercial trucks.



YEAR IN REVIEW HIGHLIGHTS

COVID-19 Pandemic

On March 21, 2020, the Bridge Commission received the directive from both the United States and Canadian Governments that all international bridges along the northern border would be closed to non-essential traffic. The decision was made to help control the spread of the coronavirus. Essential travel and commercial trade were exempt from the restrictions, as to maintain a secure and strong economic supply chain between both countries. Tourism had been effectively shut down.

After time, it became evident that this temporary border closure would last for the remainder of 2020 and into 2021. The pandemic has been truly unprecedented and has brought uncertainty to the world as well as the Bridge Commission. In 2020 alone, the NFBC's revenue decreased by \$13.9 million from the prior year.

Operating within the confines of the pandemic has brought many challenges. In the early stages, with information about the virus and the pandemic changing on a daily basis, management concentrated on enhanced communications, employee safety, operational stability and cash management. As time went on and the closure continued, efforts were further focused on operational cost savings, capital project deferrals and protecting the debt service coverage covenant with bond holders.

Staying committed to our core focus and values allowed the Commission to navigate the changing information and the challenges that were faced.

Traffic

Westbound (toll paying) automobile traffic was down -67.2% for fiscal year 2020 due to the border restrictions caused by the pandemic. Commercial truck traffic was down -8.8% for the same period. This compares to a -3.2% decrease in automobile traffic and a +1.7% increase in commercial truck traffic in fiscal year 2019.

Electronic Toll Collection

Electronic Toll Collection has increased to 75% of all toll revenue collected, or 15% higher than the prior year, and continues to increase as border restrictions allow only essential traffic.

Overhead Gantry Signage

Worked with Niagara International Transportation Technology Coalition (NITTEC) to complete an overhead gantry sign project that allows the signs along the Thruway and through the Niagara and greater Buffalo area to display border wait times in minutes for all major Niagara crossings.

Traffic Planning (Niagara Falls, NY)

In an effort to ensure customers are able to exit the Rainbow Bridge U.S. bound in a timely manner, and to help alleviate congestion in and around Niagara and Prospect Street, the Commission has actively participated in a number of meetings throughout 2020 with New York State Parks, City of Niagara Falls (USA), and USA Niagara Development Corporation.

Information Technology

Information technology is an integral component of the NFBC's operations, and 2020 included the following initiatives:

- Completed the installation of 18 cameras, 17 access control doors, 5 wireless access control points, temperature monitoring system for the back-flow preventer and the port runner console within the new main building during the Lewiston Phase 2 Construction Project.
- Integrated auto resetting and swing away flanges in existing gates at the Whirlpool Bridge.
- Integrated fiber optic treadle in Queenston Toll Lane and continue to assess its reliability.
- Replaced the core network at Rainbow Canada and added five wireless access points to improve equipment portability.
- Evaluated existing Border Wait Time technology for Whirlpool Bridge.
- Initiated monthly cyber phishing campaign with automated training as part of Cyber Security protocols.
- Implemented new credit card terminals at Queenston and Rainbow toll lanes.

SCHOLARSHIP WINNERS


The NFBC awards scholarships annually to dependents of fulltime employees. In order to meet the requirements of the program, candidates must be entering the freshman year of an accredited post-secondary program and provide verification of scholastic standing, achievements, and participation in extracurricular activities. Students that are approved for the first year of the program are eligible to reapply for additional support for years two to four of their undergraduate studies and for the first year of a master's degree.



Carson Koabel



Dean Summerson




Mitchell Mahar



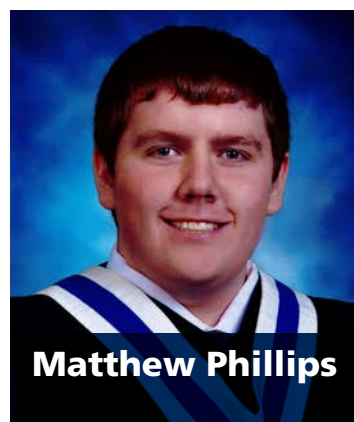
Chantal Ross




Connor Dineen



Madison Pelletier



Matthew Phillips



Zachary Ross

*An investment
in education
pays the best
interest*

BENJAMIN FRANKLIN



PARTNERSHIPS

Facilitated an alternative to the annual Indian Defense League of America Crossing.

Actively monitored and worked alongside law enforcement on a series of protests and movements in both Canada and the United States.

Advisory - NITTEC Buffalo Niagara Integrated Corridor Management Project and the Advanced Transportation and Congestion Management Technologies Deployment (ATCMTD) project.

Participated in a series of Bridge and Tunnel Operators Association, Transport Canada, and NY State DOT meetings to discuss best practices, COVID impacts and mitigation strategies.

Hosted the Deputy Consul General Khawar Nasim at Lewiston Plaza and attended the Annual Cross-Border Partnership Reception with the Consul General of Canada.

Hosted National Academy of Finance – Wilson High School.

Participated in the Ontario Power Generation Dam Safety Emergency Preparedness and Response table top.

Buffalo Niagara International Trade Gateway Organization.

Advisory - Niagara University Supply Chain Center of Excellence.

Actively participated in the US DHS Cybersecurity and Infrastructure Security Agency (CISA) Cross Border Transportation Resiliency Study. This study will assist stakeholders at all levels to prepare for and adapt to hazard base disruptions to the movement of goods.

Engaged with the Cycling Steering Committee to discuss cross border cycling impacts and how the Niagara Falls Bridge Commission infrastructure can further support cycling in the future.

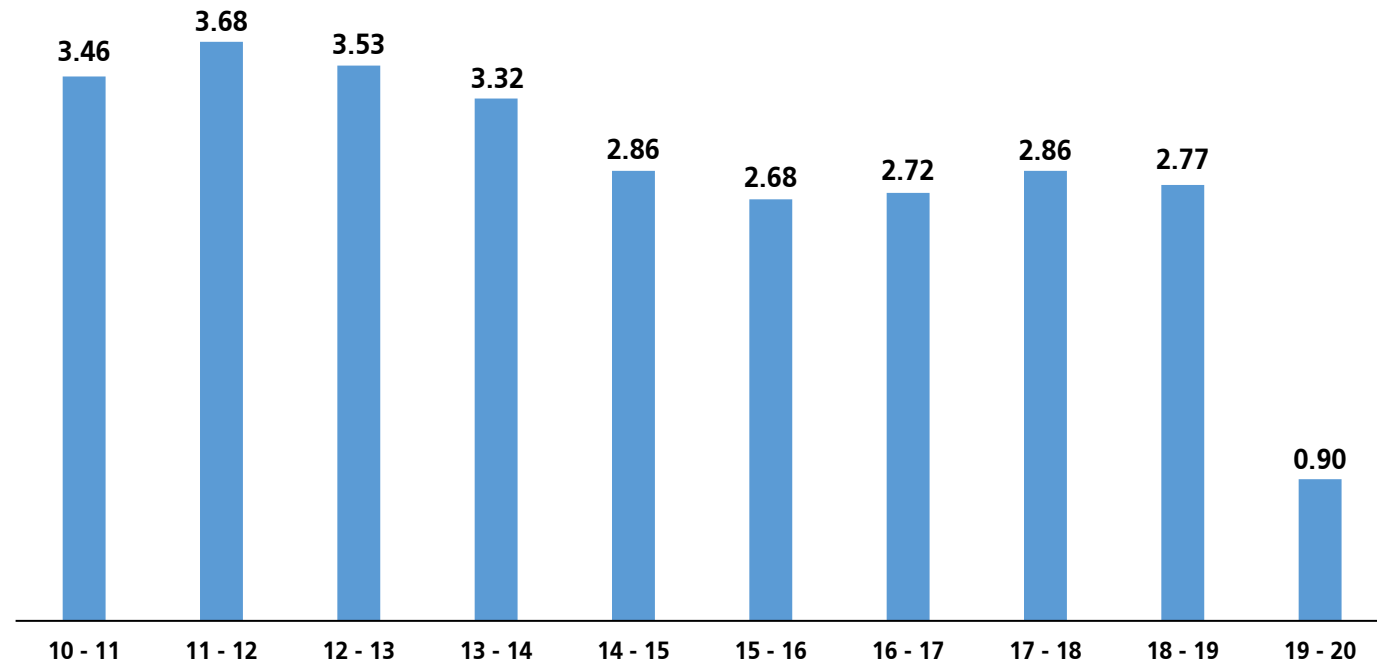
The Commission participated in a roundtable with the Ontario Minister of Labour.

The Commission holds an appointment on the Niagara Falls Chamber of Commerce Board, providing cross border insight and learning the needs of the community.

Contributor and advisor for the Niagara Falls Tourist-Oriented Transportation Study.

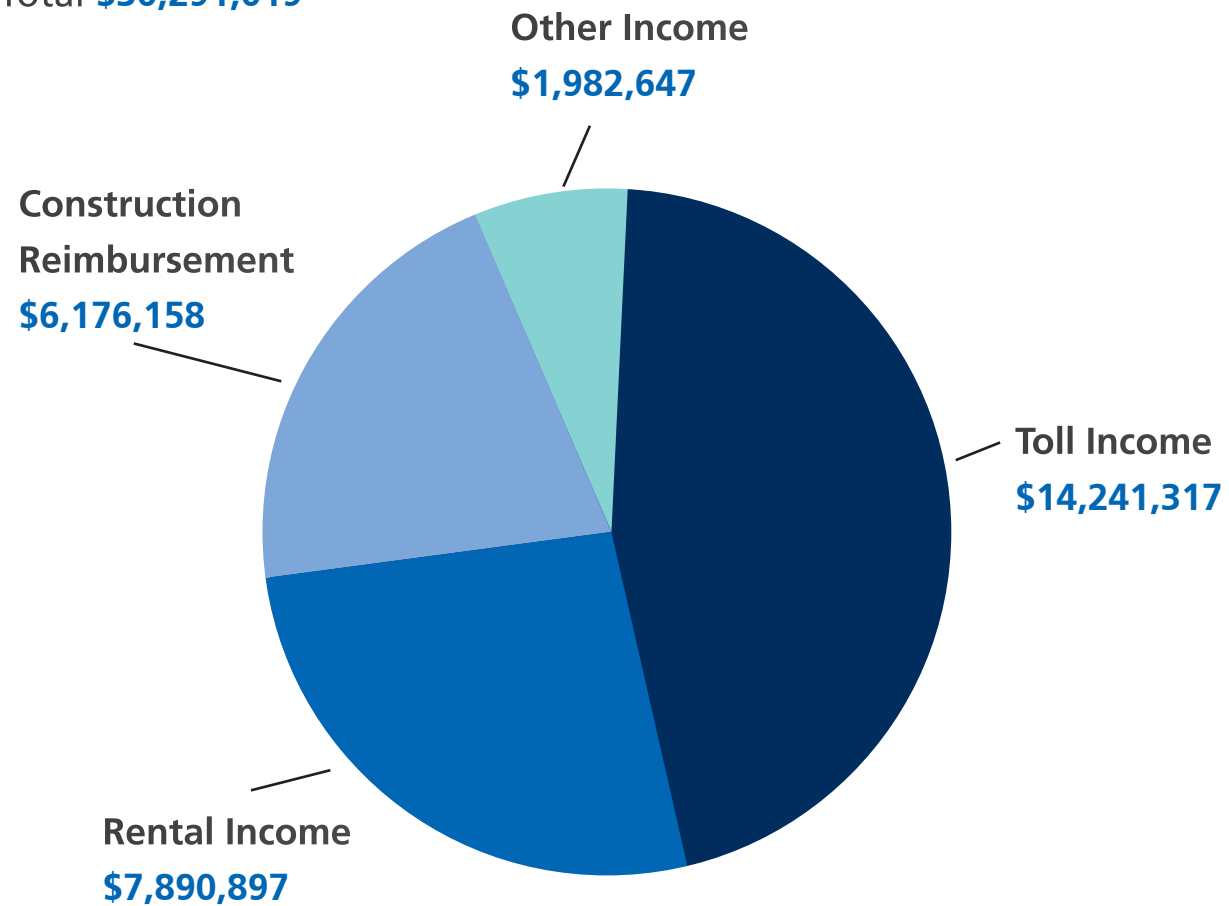
TRAFFIC STATISTICS

10 YEAR WEST-BOUND AUTO TRAFFIC IN MILLIONS

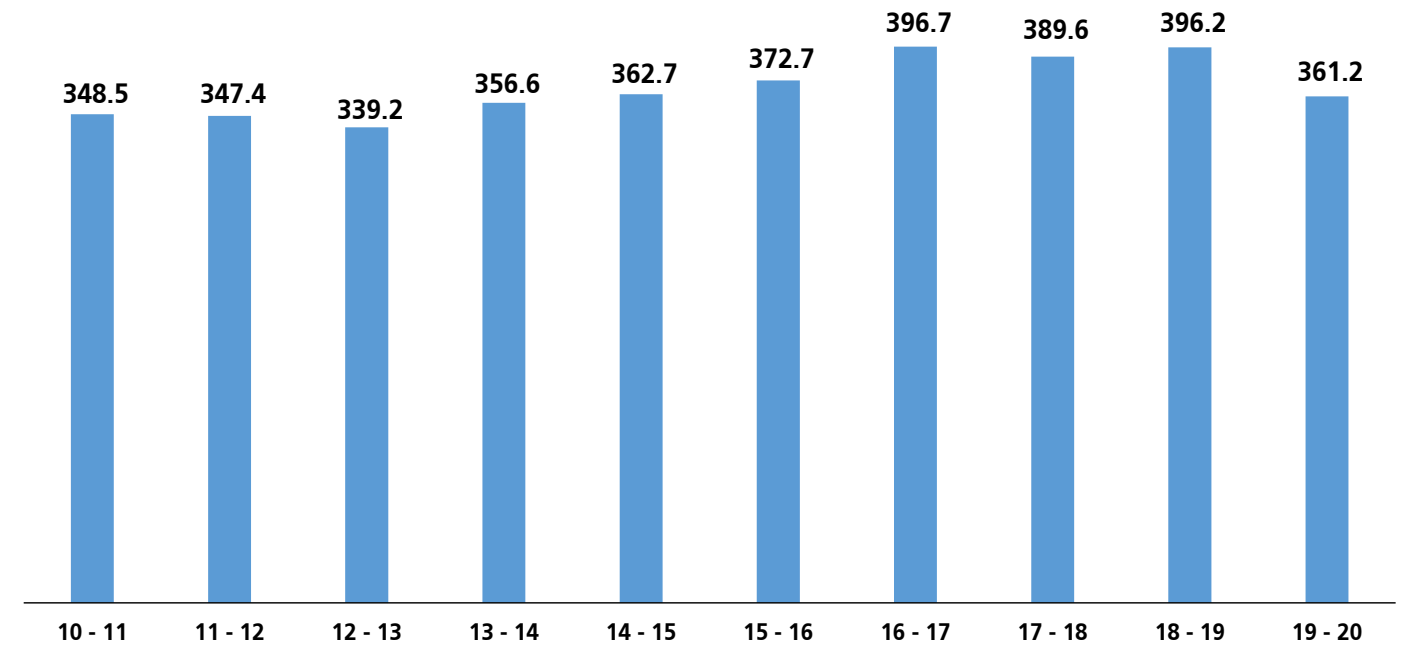


Income

Total **\$30,291,019**

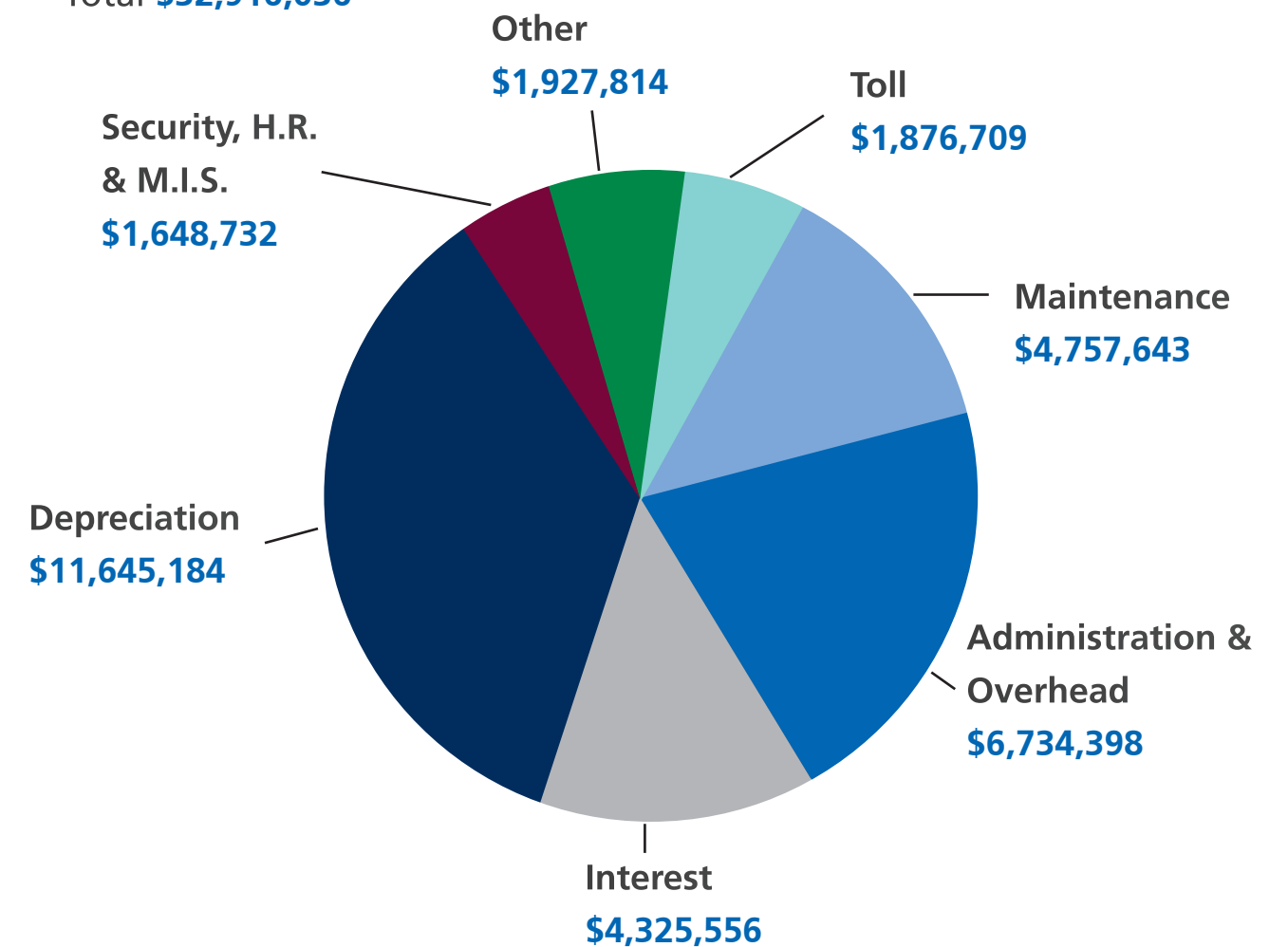


10 YEAR WEST-BOUND COMMERCIAL TRUCK TRAFFIC IN THOUSANDS



Expenses

Total **\$32,916,036**



STATEMENTS OF FINANCIAL POSITION
OCTOBER 31, 2020 AND 2019

	2020	2019
ASSETS		
CURRENT ASSETS:		
CASH AND CASH EQUIVALENTS	\$25,722,100	\$21,243,977
ACCOUNTS RECEIVABLE, NET	2,448,200	2,061,738
PREPAID EXPENSES	458,386	628,901
INVESTMENTS	34,038,745	57,614,816
TOTAL CURRENT ASSETS	62,667,431	81,549,432
NONCURRENT ASSETS:		
INVESTMENTS	44,306,410	44,923,228
LAND, BRIDGES, BUILDINGS AND EQUIPMENT, NET	297,147,607	299,906,502
CONSTRUCTION IN PROGRESS - 30 YEAR PLAN	64,190,993	39,153,125
CONSTRUCTION - OTHER	2,704,152	10,070,623
TOTAL ASSETS	\$471,016,593	\$475,602,910
LIABILITIES AND NET ASSETS		
CURRENT LIABILITIES:		
CURRENT PORTION OF BONDS PAYABLE, NET	\$2,240,000	\$2,160,000
CURRENT PORTION OF POSTRETIREMENT BENEFIT OBLIGATION	1,006,350	871,404
ACCOUNTS PAYABLE	9,227,703	10,804,689
ACCRUED WAGES AND RELATED WITHHOLDINGS	1,134,797	1,002,469
OTHER ACCRUED EXPENSES	1,379,806	407,915
BOND INTEREST PAYABLE	354,361	361,018
DEFERRED INCOME	943,112	983,730
TOTAL CURRENT LIABILITIES	16,285,629	16,591,225
NONCURRENT LIABILITIES:		
POSTRETIREMENT BENEFIT OBLIGATION	28,083,513	26,385,676
BONDS PAYABLE, NET	99,881,586	102,081,795
TOTAL LIABILITIES	144,250,728	145,058,696
NET ASSETS WITHOUT DONOR RESTRICTION:		
REVENUE	1,262,284	1,368,639
OPERATION	(31,728,684)	(28,882,212)
GENERAL	54,494,413	55,537,298
RENEWAL AND REPLACEMENT	(2,017,562)	(4,009,036)
DEBT SINKING	3,824,832	3,799,220
CONSTRUCTION	308,477,178	308,003,585
	334,312,461	335,817,494
CUMULATIVE EFFECT OF FOREIGN CURRENCY TRANSLATION	(7,546,596)	(5,273,280)
TOTAL NET ASSETS WITHOUT DONOR RESTRICTION	326,765,865	330,544,214
TOTAL LIABILITIES AND NET ASSETS WITHOUT DONOR RESTRICTION	\$471,016,593	\$475,602,910

FINANCES

STATEMENTS OF ACTIVITIES AND CHANGES IN NET ASSETS FOR THE YEARS ENDED
OCTOBER 31, 2020 AND 2019

	2020	2019
REVENUES:		
TOLL INCOME	\$14,241,317	\$21,925,336
RENTAL INCOME	7,890,897	11,042,799
CONSTRUCTION REIMBURSEMENT	6,176,158	90,953
INVESTMENT INCOME, NET	1,880,827	3,088,205
MISCELLANEOUS	101,820	155,308
TOTAL REVENUES	30,291,019	36,302,601
EXPENSES:		
ADMINISTRATION AND OVERHEAD	6,734,398	6,415,007
MAINTENANCE	4,757,643	5,372,575
TOLL	1,876,709	2,083,067
MANAGEMENT INFORMATION SYSTEMS	897,722	945,511
SECURITY / H.R.	751,010	878,947
POSTRETIREMENT	1,888,023	1,932,302
DEPRECIATION	11,645,184	11,074,528
INTEREST ON INDEBTEDNESS	4,325,556	4,581,546
AMORTIZATION OF BOND FINANCING EXPENSES	39,791	82,721
TOTAL EXPENSES	32,916,036	33,366,204
CHANGE IN NET ASSETS BEFORE UNREALIZED GAIN ON INVESTMENTS AND CHANGE IN FOREIGN CURRENCY TRANSLATION	(2,625,017)	2,936,397
UNREALIZED GAIN ON INVESTMENTS	1,119,984	2,347,345
CHANGE IN FOREIGN CURRENCY TRANSLATION	(2,273,316)	(267,868)
CHANGE IN ASSETS	(3,778,349)	5,015,874
NET ASSETS WITHOUT DONOR RESTRICTION - BEGINNING OF YEAR	350,544,214	325,528,340
NET ASSETS WITHOUT DONOR RESTRICTION - END OF YEAR	\$326,765,865	\$330,544,214

CND. CONVERTED TO USD. AND COMBINED WITH USD.

United States


5365 Military Road
Lewiston, NY 14092
Phone: 716.285.6322
Fax: 716.282.3292


Canada

P.O. Box 395
Niagara Falls, ON L2E 6T8
Phone: 905.354.5641
Fax: 905.353.6644



niagarafallsbridges.com

 general_inquiries@niagarafallsbridges.com

 [@niagarabridges](https://twitter.com/niagarabridges)